



## Surface Vertical Rod Exit Device

**8630S/8830S** : Panic-Rated SVR Exit Device

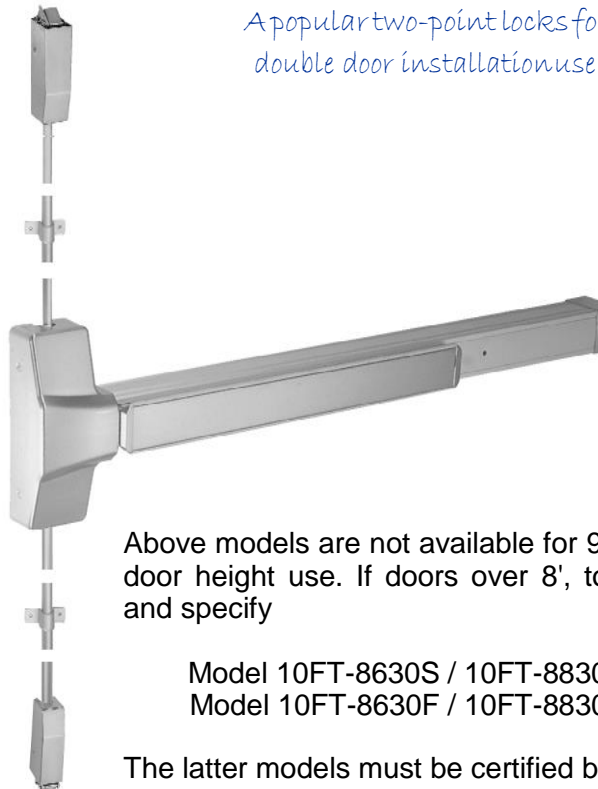
**8630F/8830F** : Fire-Rated SVR Exit Device

### Certifications

UL /cUL Listed : Panic Exit Hardware or  
3-hour Fire Exit Hardware  
ANSI Certified : ANSI A156.3 - 2014 Grade 1

### Applications

- Panic SVR exit devices are used for all types of single and double doors. Fire SVR exit devices are used for UL listed fire labeled pairs of doors up to 8' x 8' (2438mm x 2438mm)
- The exit devices are available in the following finishes: US3, US4, US10, US10B, US26, US26D and US32D.
- These SVR models cannot be omitted the bottom rod to use as Less Bottom Rod (LBR) devices, if LBR devices are desired.



*A popular two-point locks for double door installation use*

Above models are not available for 9' or 10' door height use. If doors over 8', to order and specify

Model 10FT-8630S / 10FT-8830S  
Model 10FT-8630F / 10FT-8830F

The latter models must be certified by UL.

### Specifications

**Device Lengths** ----- Short (36"): 33-5/32" (842mm), Long (48"): 45-1/8" (1146mm)

**Door Widths** ----- 36" - For 29" to 36" (736mm to 914mm) door size  
48" - For 33" to 48" (838mm to 1219mm) door size

**Minimum Stile Width** -- 4-1/4" (107mm)

**Latch Bolts** ----- Top latch - 5/8" (16mm) throw, can be deadlocked automatically  
Bottom Latch - 5/8" (16mm) throw, held retracted during door swing

**Strikes** ----- Top - 812 (panic), 822 (fire). Bottom - 815 (panic), 825 (fire)

**Dogging Kit** ----- Panic Device - Hex key dogging (RD) standard  
Fire device - No mechanical dogging (ND)

**Dogging Options** ----- Cylinder Dogging (CD)  
Less Dogging (LD)

**Mounting Fasteners** --- Panic device - Machine screws furnished for device standard  
SNB furnished for top & bottom latches

Fire device - Sex nuts and bolt (SNB) supplied standard  
SNB are required to use for wood doors, order SNB separately

**Mounting Height** ----- Device centerline from finished floor is 40" (1016mm) standard

**Door Opening Height** -- Standard door height is 7', 8' is available

**Vertical Rods** ----- 1/2" (13mm) diameter tubular with rod guides  
Top rod has two pieces to connect for accommodating 7' 8' door  
Bottom rod is one piece, its length is 31-1/4" (794mm)

**Projection** ----- Pushbar Neutral: 3-16" (78mm), Pushbar Depressed: 2-19/32" (66mm)



## Less Bottom Rod Surface Vertical Rod Exit Devices

**LBR8630S/LBR8830S** : Panic-Rated SVR Exit Device Less Bottom Rod

**LBR8630F/LBR8830F** : Fire-Rated SVR Exit Device Less Bottom Rod

### Certifications

Warnock Hersey Listed: Panic Exit Hardware

UL/cUL Listed : 3-hour Fire Exit Hardware

ANSI Certified : ANSI A156.3 - 2014 Grade 1


Popular use in the passage doors  
of all hospitals and supermarkets

### Applications

- Panic LBR exit devices are used for all types of single and double doors. Fire LBR exit devices are used for UL listed fire labeled pairs of steel doors up to 8' x 8' (2438mm x 2438mm).
- The exit devices are available in the following finishes: US3, US4, US10, US10B, US26, US26D and US32D.

#### Note:

*These LBR devices had been re-tested or approved by two nationally recognized test laboratories. Fire-rated LBR device must use with a UL listed Fire Latch Bolt.*

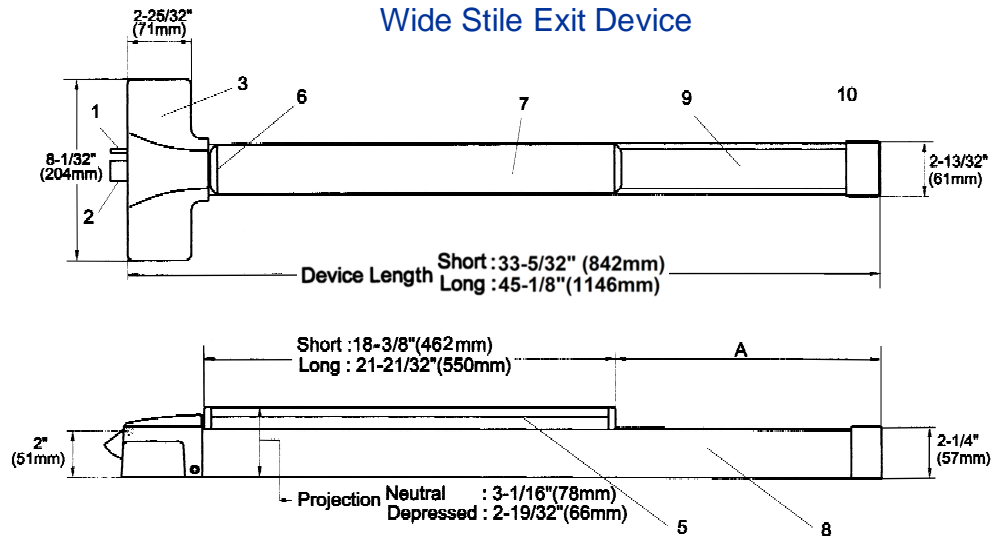


### Specifications

<b>Device Lengths</b> -----	Short (36"): 33-5/32" (842mm), Long (48"): 45-1/8" (1146mm)
<b>Door Widths</b> -----	36" - For 29" to 36" (736mm to 914mm) door size 48" - For 33" to 48" (838mm to 1219mm) door size
<b>Minimum Stile Width</b> ----	4-1/4" (107mm)
<b>Latch Bolt</b> -----	Top latch - 5/8" (16mm) throw, can be deadlocked automatically
<b>Strikes</b> -----	Top - 812 (panic), 822 (fire). or 866 (panic or fire)
<b>Dogging Kit</b> -----	Panic Device - Hex key dogging (RD) standard Fire device - No mechanical dogging (ND)
<b>Dogging Options</b> -----	Cylinder Dogging (CD) see page 31 Less Dogging (LD), see page 31
<b>Mounting Fasteners</b> -----	Panic device - Machine screws furnished for device standard SNB furnished for top & bottom latches Fire device - Sex nuts and bolt (SNB) supplied standard SNB are required to use for wood doors, order SNB separately
<b>Mounting Height</b> -----	Device centerline from finished floor is 40" (1016mm) standard
<b>Door Opening Height</b> ----	Standard door height is 7', 8' is available
<b>Vertical Rods</b> -----	1/2" (13mm) diameter tubular with rod guides Top rod has two pieces to connect for accommodating 7' 8' door
<b>Projection</b> -----	Pushbar Neutral: 3-16" (78mm), Pushbar Depressed: 2-19/32" (66mm)

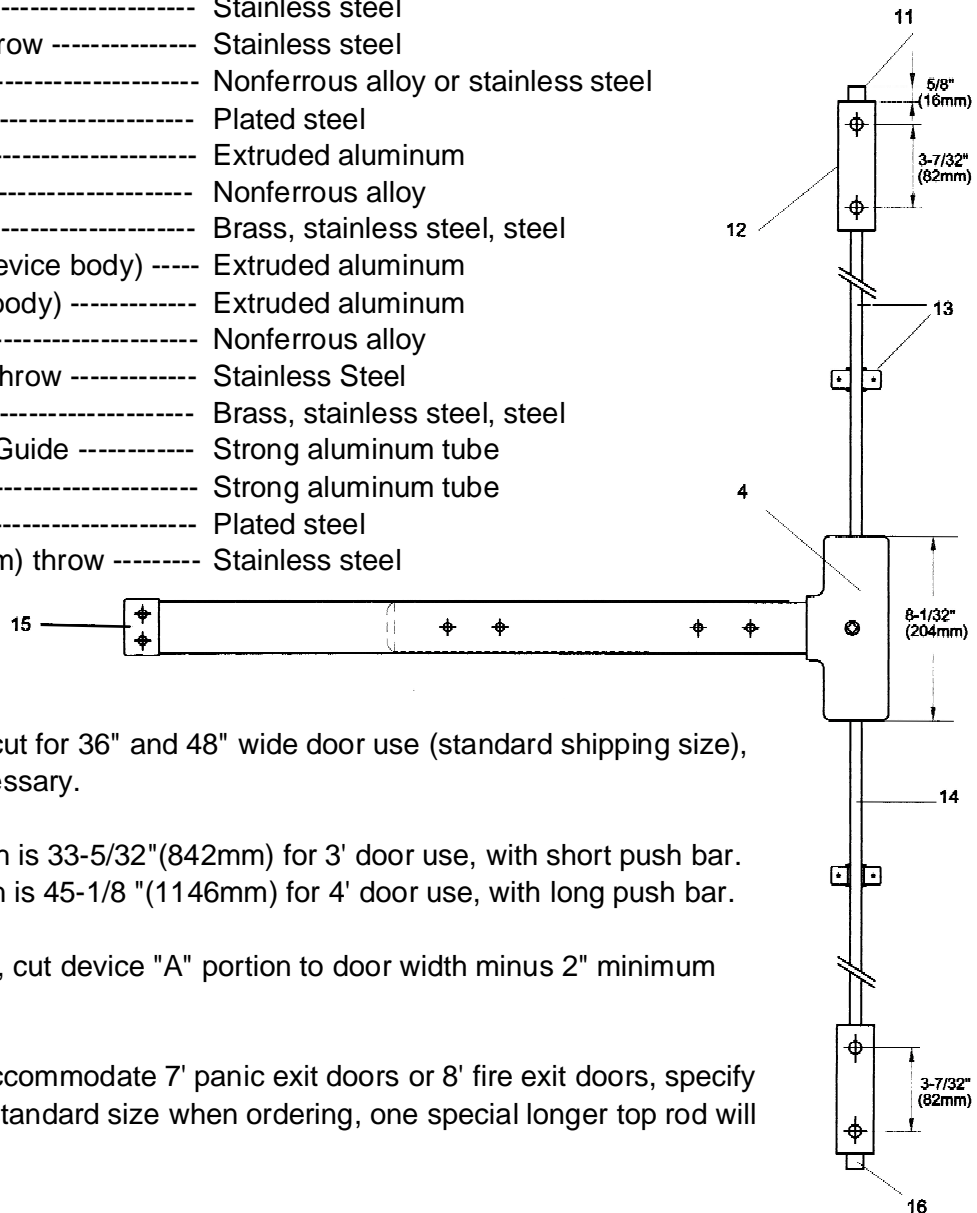
## DIMENSIONS

### Wide Stile Exit Device



### Parts Material

- |  |                                     |
|--|-------------------------------------|
| 1. Auxiliary Guarded Latch -----           | Stainless steel                     |
| 2. Latch bolt, 3/4" (19mm) throw -----     | Stainless steel                     |
| 3. Chassis Cover -----                     | Nonferrous alloy or stainless steel |
| 4. Chassis-----                            | Plated steel                        |
| 5. Push Bar -----                          | Extruded aluminum                   |
| 6. Push Bar End Cap -----                  | Nonferrous alloy                    |
| 7. Push Bar Trim -----                     | Brass, stainless steel, steel       |
| 8. Mechanism Housing (or device body) ---- | Extruded aluminum                   |
| 9. Dogging Plate (or device body) -----    | Extruded aluminum                   |
| 10. End Cap -----                          | Nonferrous alloy                    |
| 11. Top Latch, 5/8" (16mm) throw -----     | Stainless Steel                     |
| 12. Latch Assembly Cover -----             | Brass, stainless steel, steel       |
| 13. Top Vertical Rod & Rod Guide -----     | Strong aluminum tube                |
| 14. Bottom Vertical Rod -----              | Strong aluminum tube                |
| 15. End Cap Bracket -----                  | Plated steel                        |
| 16. Bottom Latch, 5/8" (16mm) throw -----  | Stainless steel                     |



### Device Length

The device lengths are precut for 36" and 48" wide door use (standard shipping size), no additional cutting is necessary.

Short 36" : Device length is  $33-5/32"$  (842mm) for 3' door use, with short push bar.

Long 48" : Device length is  $45-1/8"$  (1146mm) for 4' door use, with long push bar.

For narrow door installation, cut device "A" portion to door width minus 2" minimum to fit properly.

Our standard vertical rod accommodate 7' panic exit doors or 8' fire exit doors, specify door height if greater than standard size when ordering, one special longer top rod will be furnished.