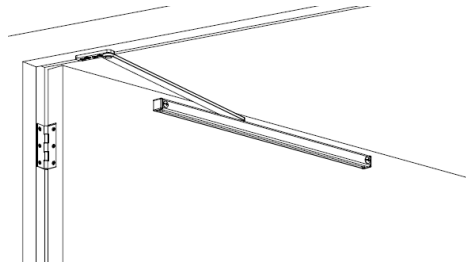





Surface Overhead Door Holder 29 Series – Medium duty

The 29 Series provides the various functions and finishes of the surface overhead door holders to fit all standard interior applications.



Description

- Recommend for the moderate traffic, medium weight interior doors
- Stop-only units are permitted on many fire door applications.
- When use with the surface mounted door closer, set the overhead door holder earlier than the door closer.
- Hold-open device cannot be used on the fire doors.
- Complete screw packet kit for installation in wood or metal door and frame. Thru-bolts are for door and wood or machine screws are for frame.
- 3/4" (19mm) square channel
- Main material of channel and arm: Steel or Stainless steel
- Each model is available in 5 sizes.

Models

- 290H Series / Hold-open model
- 290S Series / Stop-only model
- 290F Series / Friction hold-open model

Features

- Non-handed
- Simple, durable and easy installation
- Slide track design
- Opening range: 85° to 110°
- For single acting doors







Finish

- US3, US4, US10, US10B, US20A, US28, US32, US32D

Certifications

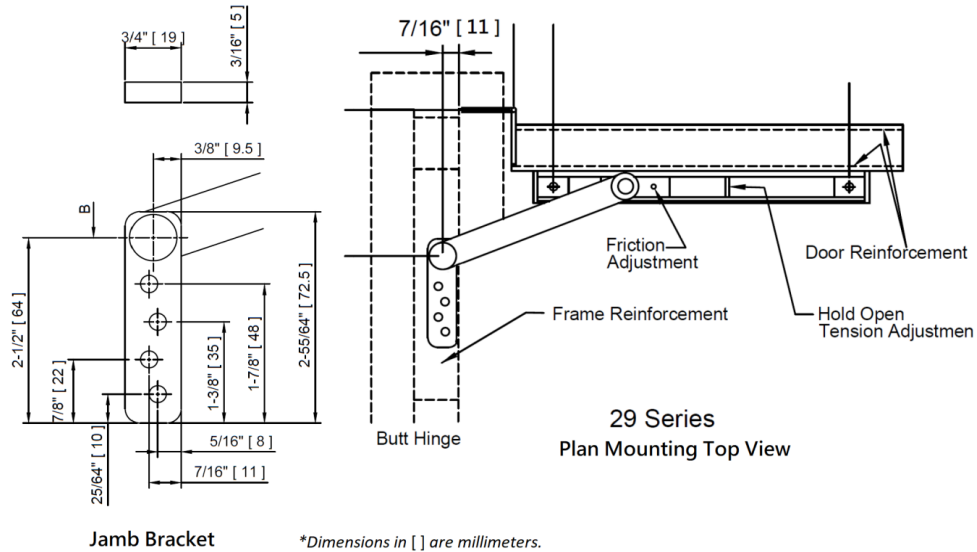
- UL 10C fire label A for 3-hour fire rating (Stop function only)

Screw packet kit

Mounting Screw Details			
	Q'ty	Wood	Metal
Door	2	#10 - 24 x 1-1/2" 	#10 - 24 x 1-1/2" 
	2	#10 - 24 x 1-9/16" Sex Bolts 	#10 - 24 x 1-9/16" Sex Bolts 
Jamb	4	3/16x 1-1/2" 	#10 - 32 x 1/2" 

Model No. and Door Opening Chart

Size	Butts/Offset Pivots				Center Hung			
	Door opening	Stop only	Hold open	Friction	Door opening	Stop only	Hold open	Friction
1	18"-23"	291S	291H	291F	23-1/16" - 27"	291S	291H	291F
2	23-1/16" - 27"	292S	292H	292F	27-1/16" - 33"	292S	292H	292F
3	27-1/16" - 33"	293S	293H	293F	33 1/16" - 39"	293S	293H	293F
4	33-1/16" - 39"	294S	294H	294F	39 1/16" - 45"	294S	294H	294F
5	39-1/16" - 45"	295S	295H	295F	45 1/16" - 51"	295S	295H	295F



How to Order

Series Number

- 29 = Surface Overhead Door Holder
- 39 = Concealed Overhead Door Holder

Size code (Using butts/offset pivots of door opening chart)

- 1 = 18"~23"
- 2 = 23-1/16" ~ 27"
- 3 = 27-1/16" ~ 33"
- 4 = 33-1/16" ~ 39"
- 5 = 39-1/16" ~ 45"

Function No.

- S = Stop only
- H = Hold open
- F = Friction

Finish color

- US3 or 605
- US26D or 626
- US32D or 630

29 2 H - US32D