

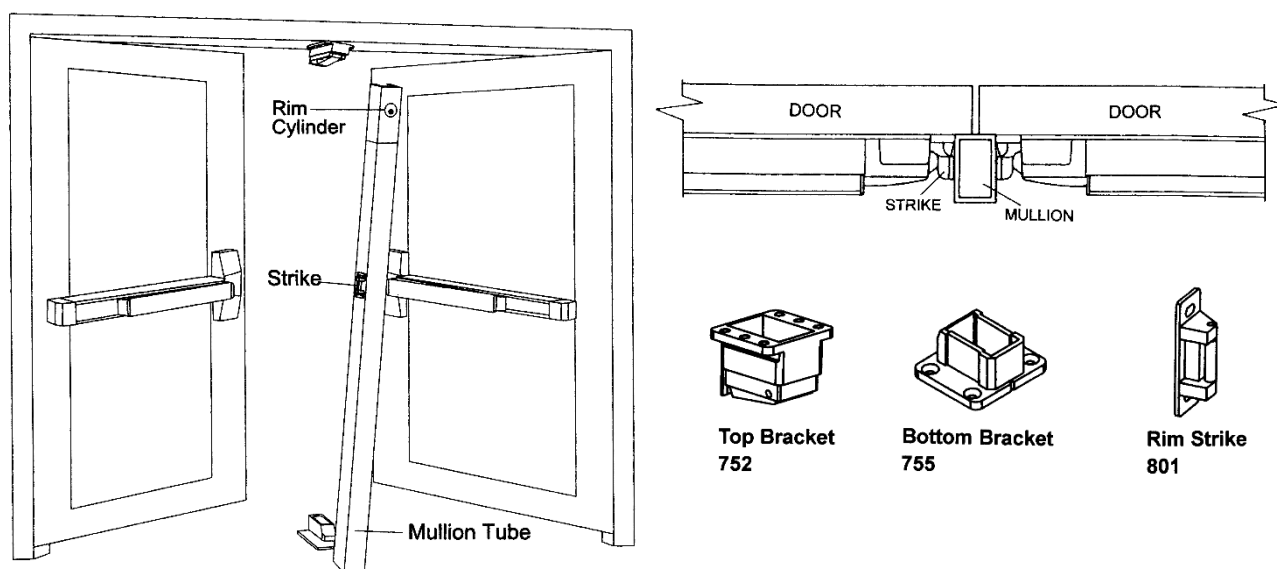
AUXILIARY HARDWARE

KEY REMOVABLE MULLIONS

7000 Series keyed removable mullions work with 5000 & 8000 Series rim exit devices on non-fire-rated door pairs. The mullions secure double doors through rim devices and can be quickly removed via rim cylinder for unobstructed passage of large items. They automatically lock upon reinstallation without a key. Package includes brackets, tube, and shims (rim cylinder sold separately). Fire-rated models are UL certified.

Model No. 7100

Non-fire rated keyed removable mullion for use with panic-rated exit devices on non-fire pairs of doors.



Specifications

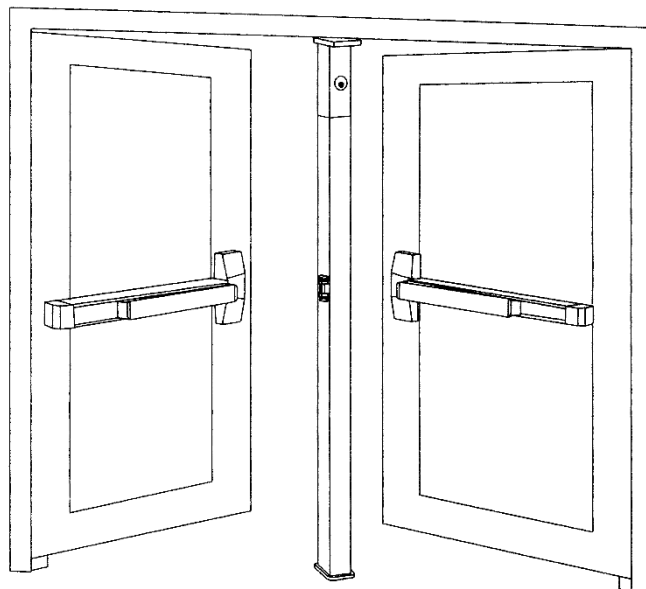
Mullion Tube	2" (51mm) wide x 3" (76mm) deep, with 1/8" (3mm) wall thickness, 11-gauge steel tube.
Mullion Size	Available in 7' (2134mm), 8' (2438mm), and 10' (3048mm) *Mullion can be field cut to required length.
Rim Cylinder	No. 426 – 1-1/4" solid brass 6-pin rim cylinder No. 308 – Interchangeable core
Top Bracket	Stainless Steel. Key operation allows quick mullion removal. Mullion can be easily locked into top bracket without using key.
Bottom Bracket	Steel. Secured with 4 hex bolts and stainless steel anchors.
Shims	1/2" (13mm) and 5/8" (16mm) shims included.
Fasteners	Each mullion includes: 2 Flat head machine screws, #5/16"-18P x 1-1/2", zinc-plated steel 4 Flat head machine screws, #5/16"-18P x 5/8", zinc-plated steel 4 Hex head machine screws, #5/16"-18P x 1-1/2, black steel 4 Expansion anchors, 5/16-18P, non-ferrous alloy.
Strike	Use two (2) standard rim strikes (801), not included.
Finish	Available in gray or black powder coating.

AUXILIARY HARDWARE

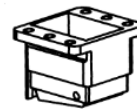
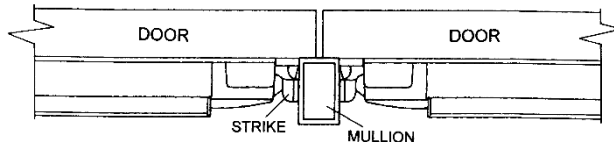
KEY REMOVABLE MULLIONS

Model No. 7200

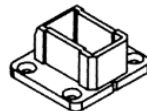
Fire-rated keyed removable mullion for use with fire-rated rim exit devices on fire-rated pairs of doors.



The removable Mullion is used for with two Rim Devices on double doors.



**Top Bracket
752F**



**Bottom Bracket
755F**



**Mullion Strike
688**



**Strike Hook
689**



Specifications

Mullion Tube	2" (51mm) wide x 3" (76mm) deep, with 1/8" (3mm) wall thickness, 11-gauge steel tube.
Mullion Size	Available in 7' (2134mm), 8' (2438mm), and 10' (3048mm) *Mullion can be field cut to required length.
Rim Cylinder	No. 426 – 1-1/4" solid brass 6-pin rim cylinder No. 308 – Interchangeable core
Top Bracket	Stainless Steel. Key operation allows quick mullion removal. Mullion can be easily locked into top bracket without using key.
Bottom Bracket	Steel. Secured with 4 hex bolts and stainless steel anchors.
Shims	1/2" (13mm) and 5/8" (16mm) shims included.
Fasteners	Each mullion includes: 2 Flat head machine screws, #5/16"-18P x 1-1/2", stainless steel 4 Flat head machine screws, #5/16"-18P x 5/8", stainless steel 4 Hex head machine screws, #5/16"-18P x 1-1/4", stainless steel 4 Expansion anchors, 5/16-18P, steel.
Strike	Use two (2) standard rim strikes (801), not included.
Finish	Available in gray or black powder coating.