

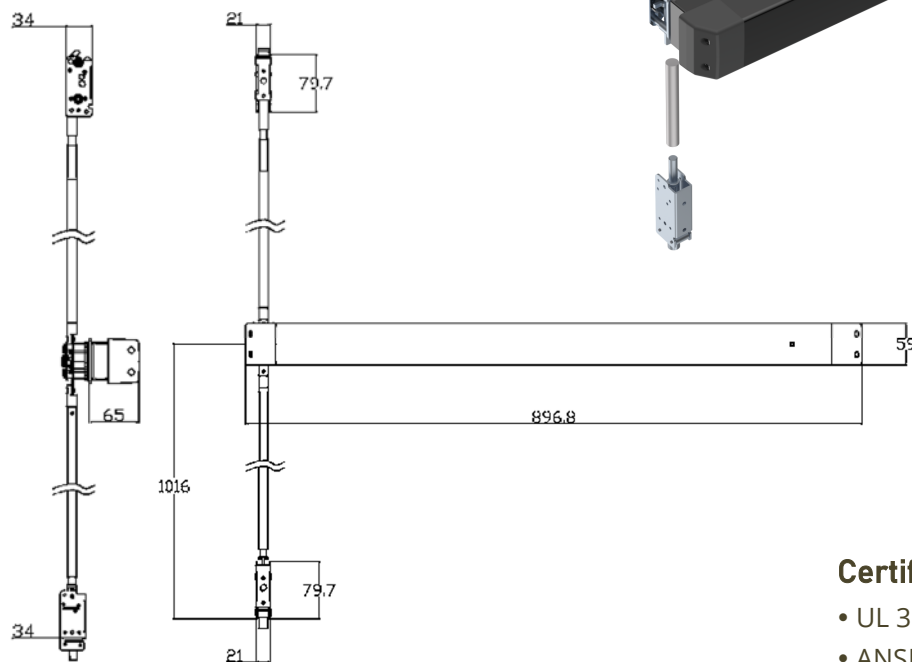
EXIT DEVICES – For Glass or Aluminum Doors

CONCEALED VERTICAL ROD EXIT DEVICES

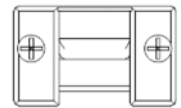
Model No. 9650S

Panic-Rated Exit Device for
Commercial Storefront Doors

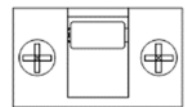
Dimension



Top Strike (933)



Bottom Strike (934)



Certification

- UL 305 for Panic Exit Hardware
- ANSI A156.3 Grade 1

Specifications

Device Lengths	Short (36"): 35-1/4" (895mm)
Door Widths	36" - For 34-3/16" to 36" (868mm to 908mm) door size
Minimum Stile Width	2" (51mm)
Latch Bolt	7/16" (10.7mm) throw, pullman latch design
Strike	Panic rated only Top - 933, Bottom - 934
Dogging Kit	Hex dogging only
Mounting Fasteners	Machine screws furnished standard. Optional SNB are available for device. Order SNB separately.
Mounting Height	Device centerline from finished floor is 40" (1016mm) standard
Projection	Push bar neutral: 2-1/2" (65mm), Push bar depressed: 2" (52mm)
Finishes	630, 689, 690